

# AndyMark AM-2645 LED Strip Kit

## Quick Setup

### Suggested Parts List:

- [AM-2645](#) 5V LED Addressable Light Strip Kit
- [AM-2578](#) Lever Nut Kit


### Wiring Notes:

- Pay close attention as the colors can be confusing
- Connect all grounds together using 5-pole lever nut



4-wire LED connector

- **Yellow wire is ground!**
- Red wire is +5V in
- Green wire is SPI Data
- Blue wire is SPI Clock



Power Converter

- **Yellow is +5V out!**
- Red wire is +10V-30V in
- Black wires are ground



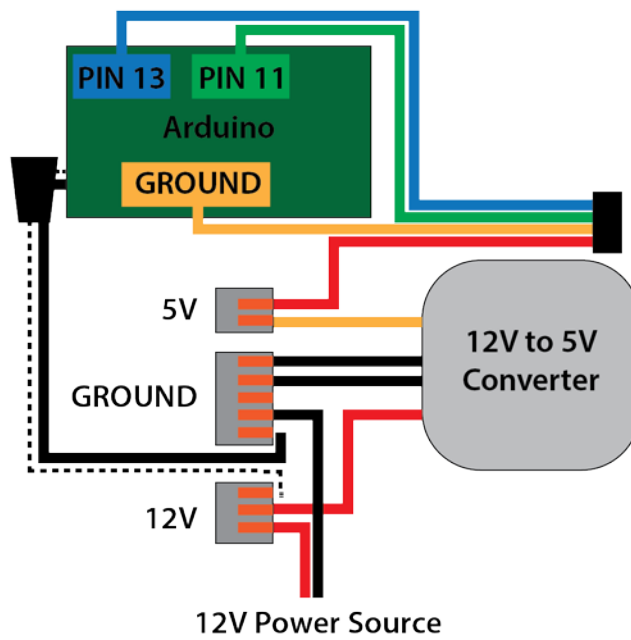
DC Power Cable

- Coaxial Shield is ground
- Center Wire is +V




Arduino Ethernet

- Pin 13 SPI Clock
- Pin 11 SPI Data



Wiring Diagram



Connection Example